



# WOOD FINISHES DIRECT

The following Product Datasheet is provided by **Mylands**

Wood Finishes Direct cannot be held liable for the information contained within this document.

For purchasing information visit:  
[Mylands Plant Based Multi Surface Satin Paint](#)

# MYLANDS

## PLANT-BASED MULTI-SURFACE PAINTS FOR INTERIOR & EXTERIOR USE

PRODUCT NAME	CODE	SHEEN LEVEL
Plant-Based Multi-Surface Dead Matt	50 720 0001	5%
Plant-Based Multi-Surface Eggshell	50 710 0001	15%
Plant-Based Multi-Surface Satin	50 100 0008	40%
Plant-Based Multi-Surface Gloss	50 700 0001	85%

### PRODUCT DETAILS

**Plant-Based Multi-Surface Paints (Dead Matt, Eggshell, Satin and Gloss), is a water-based topcoat formerly known as Wood & Metal Paint, with some higher biocarbon improvements. A beautiful multi-surface plant-based paint available in four classic, flawless finishes, Dead Matt (5% sheen), Eggshell (15% sheen), Satin (40% sheen) and Gloss (85% sheen). Suitable for use on a variety of surfaces, both interior and exterior, including wood, MDF, metal, plastic, tile, masonry, plaster, and uPVC. These products are formulated to be easily applied using a brush, roller, or a paint sprayer. EN13300 Class 1, Certified Class 1 European standards scrub test. Low VOC**

### APPLICATION CONSIDERATIONS

The substrate and air temperature should be 8-10°C (46.4F – 50F) or above for application and during cure. A minimum of 3°C (37.4F) above the dew point. Above 23°C (73.4F) consider using Mylands lap time extender addition 5% to stop the paint drying too quickly and improve the flow of the finish.

Make sure the moisture content of the wood is below 15% before coating. Damp or rotting wood should never be painted. This will result in flaking and general breakdown quite quickly.

Use Mylands or other a high-quality synthetic brush for the best finish. Wash new brushes in clean water. Avoid drips and splashes by not overloading the brush and apply the finished stroke always in the same direction and keep a wet edge on the paint, within as confined an area as possible. Do not go back and touch up the paint if it has started to skin or dry.

Light and careful intercoat sanding will flatten the surface giving a better base for subsequent coats. Always remove fine dust before re applying. For spraying application please see separate data sheet.

### APPLICATION

#### ◆ New Wood

Planed or new timber should be sanded to a fine level, finishing with 240 grade paper and cleaned, all wood dust and other debris removed before further applications.

Coat all knots with two applications of Mylands white or patent knotting.

Stir well before use and apply at least two coats of Mylands Plant-Based Multi-Surface Paint. Refer to our website or colour cards for which primer to use for which colour. Mylands.com

Apply three further coats of Mylands Plant-Based Multi-Surface Paints.

#### ◆ Existing Paint Finishes

Remove all loose and flaking paint work.

Do not apply over waxed surfaces unless all the wax has been removed.

If the surface is in poor condition, remove the existing paint and follow the **New Wood** process as stated above. For surfaces in good condition, degrease thoroughly with a suitable detergent, like sugar soap, and wipe the cleaned surface with a clean cloth, damp and fresh water.

Rub down the surface with a medium to fine grade sand paper, max 240 grit sandpaper. Clean and remove all dust and debris from the surface. Fill and prime where necessary making good any repairs.

Sand and apply at least one coat of Mylands Plant-Based Multi-Surface Primer and Undercoat, followed by two generous coats of topcoat in low direct sunlit areas. South and West facing aspects, apply three top coats.

#### ◆ Metals

Remove all rust and abrade by hand or mechanically. Apply two coats of Plant-Based Multi-Surface Primer and Undercoat.



# MYLANDS

## PLANT-BASED MULTI-SURFACE PAINTS FOR INTERIOR & EXTERIOR USE

### TIPS AND MAINTENANCE

The surface will give up to ten years protection in perfect conditions and fully maintained. This means cleaning off any dirt a few times a year and applying another coat of paint every three years. All paints' pigment will fade a little in direct sunlight. Don't paint on to decking or other completely flat surfaces. Make sure sanding debris doesn't land on the wet paint, i.e. don't sand areas near to where you have just applied wet paint.








### THINNING

Should it be deemed necessary to thin, water should be used up to 10%.

### HEALTH & SAFETY

Refer to Mylands MSDS before use.



### PRODUCT BENEFITS

-  **Excellent coverage properties**
-  **Fast drying**  
two coats can be applied in one day.
-  **Environmentally friendly**
-  **Washable**
-  **Low odour**
-  **Yellowing & Damage resistant**
-  **Toy safe**

### COVERAGE PER COAT

Average coverage per:	1 Litre Tin	<b>14m<sup>2</sup></b>	<b>150.6 ft<sup>2</sup></b>
	2.5 Litre Tin	<b>35 m<sup>2</sup></b>	<b>376.5 ft<sup>2</sup></b>
<b>2 coats</b> recommended	5 Litre Tin	<b>70 m<sup>2</sup></b>	<b>753 ft<sup>2</sup></b>

### DRYING TIME

-  Touch dry in **2-3 hours.**
-  Recoat in **3-4 hours.**

### CLEANING

Wash brushes/rollers immediately after use, in warm water containing a little detergent.

### STORAGE

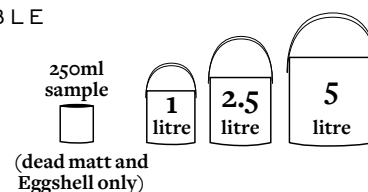
This product must be protected from frost.  
Store at temperature above 5°C/41°F

Use within 18 months.



**+5°C/41°F**

### SIZES AVAILABLE



For further information  
visit our website: [www.mylands.com](http://www.mylands.com)  
or contact us: +44 (0)208 670 9161  
[sales@mylands.com](mailto:sales@mylands.com)



By Appointment to Her Majesty Queen Elizabeth II  
Manufacturers of French Polishes, Stains and Wax Polishes  
John Myland Limited, London

Last updated 05.07.2023